



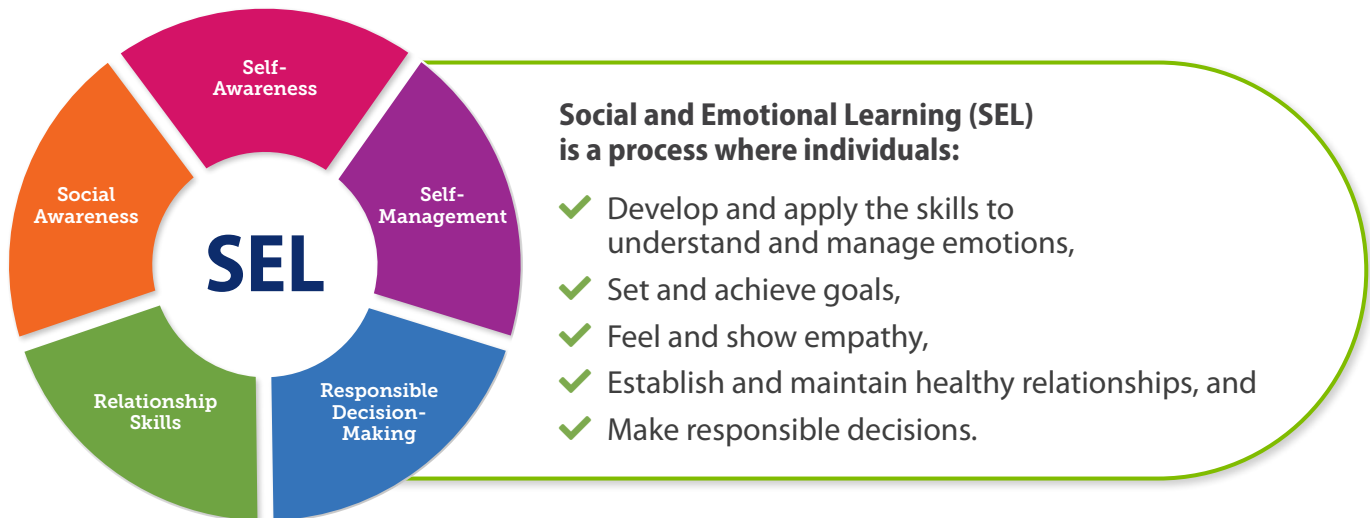
LAUSD
UNIFIED

Welcome to QuaverReady

Welcome to the QuaverEd family! We're thrilled to have you on board and can't wait for you to start using QuaverReady with your students. To help you start the year strong, we've gathered some helpful resources just for you.

Benefits of QuaverReady

QuaverReady provides students with skills for success in school and beyond. Our Pre-K–5 curriculum is engaging, fully digital, and standards-aligned. It ensures students are ready to face the challenges and opportunities ahead.



Benefits of SEL

Studies show that students who receive comprehensive SEL instruction experience overall increased academic achievement and emotional intelligence. This contributes to positive lifelong outcomes, including increased rates of high school and post-secondary graduation as well as securing stable, full-time employment.



Better Academic Performance



Improved Attitudes and Behaviors



Less Negative Behaviors



Reduced Emotional Stress

Meeting the Needs of LAUSD's Strategic Plan

QuaverReady promotes academic success and a positive school culture for the whole school. By aligning with LAUSD's pillars, our curriculum provides students, teachers, counselors, and families with unique, rigorous, and culturally relevant resources each and every student deserves.

Pillar 1: Academic Excellence

Our high-quality instructional materials help students build good study habits, overcome academic and personal challenges, and learn social skills.



Pillar 2: Joy and Wellness

QuaverReady fosters inclusive, welcoming learning environments through mindfulness practices, culturally relevant resources, and meaningful music — sparking joy and growth along the way.



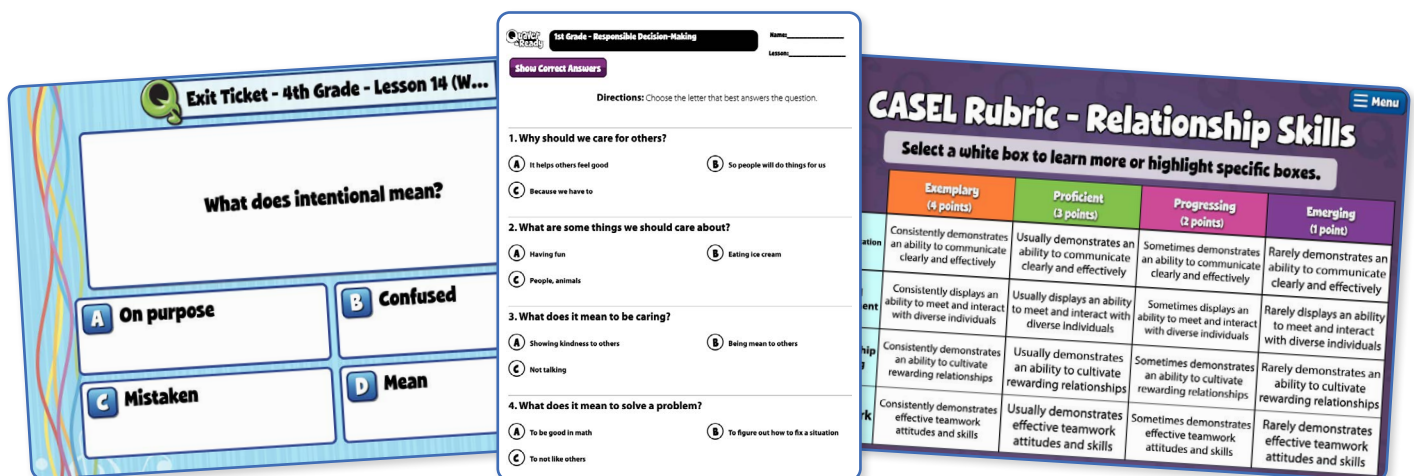
Pillar 3: Engagement and Collaboration

To develop connections between school and home learning, QuaverReady offers resources for families. Educators can share newsletters, lead community challenges, and use our link-sharing functionality to send lesson materials home!



Pillar 4: Operational Effectiveness

Educators are able to collect valuable data through exit tickets and assessments. These tools will help monitor student growth, identify needs and inform instruction.



Pillar 5: Investing in Staff

Educators and administrators can access a variety of professional learning opportunities at any time through our on-demand learning hub, QuaverPLC. In addition, live professional development sessions and implementation support will be offered throughout the year to all LAUSD educators. Finally, our world-class customer service team is available via phone or email.




Webinars

Watch



Trainings

Watch



Teaching Tips

Watch

Implementation Models

Weekly

QuaverReady offers 36 weeks of ready-to-use lessons for grades Pre-K–5. These lessons cover all five core competencies and contain a variety of interactive activities, songs, and discussion prompts to engage students.

Each lesson's suggested instructional time is 45 minutes. Lessons can be extended by using the included worksheets and Higher Order Thinking Questions.



Self-Awareness	When I Feel Angry	Value of Self-Confidence	Overcoming My Weaknesses	Perseverance
Self-Management	Making Rules for Myself	Goals and Motivation	Organizing and Prioritizing My Work	Managing Stress
Social Awareness	Benefits of Listening	Respect for My School	We All See Things Differently	Learning About Cultures
Relationship Skills	Signs of a Strong Friendship	Building a Strong Team	Solving Conflict	Different Ways to Communicate My Feelings
Responsible Decision Making	My Responsibilities	Brainstorming Solutions	What Caused the Problem?	Breaking Down Situations

- 1 On your Dashboard, select the 'Lessons' icon.
- 2 After choosing your lesson, click Launch to present the lesson materials.

Daily

All 36 QuaverReady lessons are available in 'Morning Meeting' view, which divides the lesson into five mini-lessons to complete over the course of a week. Instructional time is approximately 10-15 minutes per day. Morning Meeting view is often implemented during in-class breakfast or during transitional blocks throughout the day.

In the 'Lessons' icon, select your lesson title of choice. Then, toggle to the red 'Morning Meeting' tab to view the daily model. You can preview the week's activities through the lesson plan or simply select a day and click launch to access the mini-lesson.



Dashboard Resources

Songs

QuaverReady features a dynamic library of 170+ powerful songs integrated into lessons, Brain Breaks, and movement activities. You can access the complete library through the 'Songs' icon on the dashboard.

There, you'll find a comprehensive playlist featuring activities, videos and printables aligned to each song. The engaging music captures students' interest and attention, leading to improved classroom management.

Search Songs...

- ▶ All of These Choices
- ▶ All Up to You
- ▶ Amplified
- ▶ Anger's Not the Boss of Me
- ▶ ★ Be a Better Friend



Character Brain Breaks

Character Brain Breaks are quick, structured activities designed to help students rest, refocus, and reinforce positive character traits such as respect, cooperation, responsibility, and more. These activities are organized in a calendar format with monthly character themes and daily 5-minute brain break opportunities.

Each day, educators can choose from four types of activities:

- 1 Music-Based Activities
- 2 Discussion Prompts
- 3 Drawing Exercises
- 4 Movement & Mindfulness



Theme	Monday	Tuesday	Wednesday	Thursday	Friday
Respect for Others	<p>2</p> <p>♪ We Should Be Friends</p> <p>☐ Emotions Check-In</p> <p>✏ Draw a Picture</p> <p>♪ Feel the Same Way</p>	<p>3</p> <p>♪ We Should Be Friends</p> <p>☐ How to Be a Good Friend</p> <p>✏ Draw a Picture</p> <p>♪ Feel the Same Way</p>	<p>4</p> <p>♪ We Should Be Friends</p> <p>☐ Understanding Our Differences</p> <p>✏ Draw a Picture</p> <p>♪ Feel the Same Way</p>	<p>5</p> <p>♪ We Should Be Friends</p> <p>☐ Go for the Gold</p> <p>👤 Move Your Body</p> <p>♪ Feel the Same Way</p>	<p>6</p> <p>♪ We Should Be Friends</p> <p>☐ How's Your Week?</p> <p>✏ Draw a Picture</p> <p>♪ Feel the Same Way</p>

Resource Toolbox

The Resource Toolbox offers additional interactive resources outside of the curriculum. These cover various topics, including: Competency Rubrics, Social Learning Structures, Movement Videos, and Peace Corner Scripts.

The Toolbox is full of useful supplemental resources to enhance your instruction.

Categories

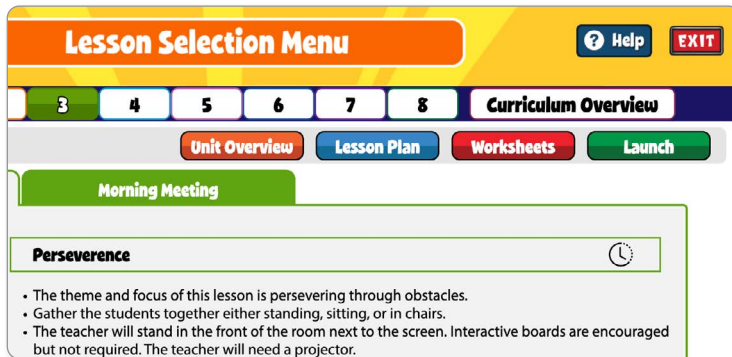
Basic Tools
Emotions
Competency Rubrics
Social Learning Structures
Mindfulness



Help Center

Looking for guidance on curriculum features, dashboard icons or other resources? The Help Center is conveniently located at the top right hand side of your dashboard. This icon offers quick tutorials in both written and video format on a wide range of topics.

The Help Center has areas for educators, students and administrators. Each features a menu of topics as well as a search bar. Simply type in a key word, such as 'Brain Breaks' and browse the populated resources.



The Help Center is also accessible through the 'Help' buttons conveniently placed throughout the platform. By selecting the 'Help' button on a specific lesson or resource, a Help Center page with more information will appear in another tab.

School Community Resources

Community Resources

The Community Resources icon provides themed resources aimed to engage students, staff and families in an inclusive community approach. There are 10 initiatives covering themes including Teamwork, Safety, and Compassion. Each resource includes thematic music, conversation starters, and a community challenge with printable resources.

These challenges include suggestions for ways students can not only discuss, but exhibit the monthly theme at home, at school and in the community.



Conversation Corner

Discuss opportunities for students to exhibit this month's theme.

At Home	At School	In the Community
<ul style="list-style-type: none"> → Ask a family member how their day was or how they are feeling. → Do something kind to help a family member who isn't feeling well. 	<ul style="list-style-type: none"> → Invite a classmate to play or join an activity if they are by themselves. → Cheer up a sad friend with kind words or actions. 	<ul style="list-style-type: none"> → Look for ways to help neighbors, like walking a dog or taking out the trash. → Hold open a door for someone who has their hands full.

Rincón Conversacional

Habla de las oportunidades que tienen los estudiantes de mostrar el tema de este mes.

En el hogar	En la escuela	En la comunidad
<ul style="list-style-type: none"> → Pregúntale a un miembro de tu familia cómo estuvo su día y cómo se sienten. → Haz algo amable para un miembro de tu familia que no se sienta bien. 	<ul style="list-style-type: none"> → Invita a un compañero a jugar o a unirse a una actividad si está solo. → Anima a un amigo que esté triste con tus palabras o acciones. 	<ul style="list-style-type: none"> → Busca una forma de ayudar a los vecinos, como sacar la basura o pasear al perro. → Ábrele y aguántale la puerta a alguien que tenga las manos llenas.

Community Resources are provided in English and Spanish. All resources are available to download and print.

Parent Resources

The Parent Resources icon holds an Introduction letter and newsletters aligned with QuaverReady topics, including Self-Awareness, Bullying, and Relationship Skills.

Newsletters encourage discussions and activities to reinforce QuaverReady skills at home. These materials include relevant vocabulary, discussion starters, and QR codes for songs and activities.



Social Awareness

Talk to your child about what respect looks like to family members. Compare how to respect people they interact with outside the home.

- ☐ Explain that respect for teachers and classmates is important in achieving a happy and supportive school.
- ☐ Discuss with your child what respect looks and sounds like.

Use the QR codes to access a QuaverReady activity and song.



[Hot Potato](#)



[Knock It Down! \(song\)](#)



Parent Resources are provided in English and Spanish. All resources are available to download and print.

Supporting English Language Learners

QuaverReady offers all resources in both English and Spanish. This includes lessons, songs, family resources, worksheets and more! This ensures accessibility for diverse learners, educators and communities.

The Language button can be found on the settings menu to seamlessly convert a lesson from English to Spanish. Use the dropdown menu to choose between English, Spanish, or Side-by-Side.

Side-by-Side view allows you to view the lesson in both English and Spanish simultaneously!



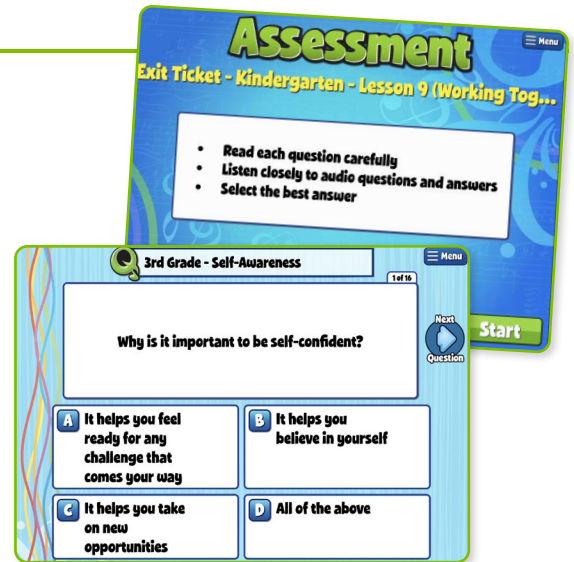
Data Collection

Exit Tickets

Every QuaverReady lesson has an exit ticket which includes 3-5 multiple-choice questions to assess the lesson's objectives. These can be printed and are a great tool for collecting formative assessment data.

Assessments

The final lesson of each competency area has a summative assessment to collect summative data on the unit as a whole. Each assessment contains 10-25 multiple-choice questions that are easily downloaded or printed.



Contact Us

We are here for you! Our dedicated customer support team is ready to assist with any questions, concerns, or challenges.



Phone

Call for live support at
(866) 917-3633 on weekdays
between 5 a.m. and 4 p.m. PT.



Chat

Initiate a chat using the icon
on the bottom right corner
of your dashboard between
5 a.m. and 4 p.m. PT.



Email

Reach out to
Info@QuaverEd.com

Contact Your Team



Questions about licenses or district processes?

Contact **Jay Borland**,
Sales Director.

JayB@QuaverEd.com



Questions about implementation of curricula or Quaver resources?

Contact **Joanna Barney**,
Implementation Specialist.

JoannaBarney@QuaverEd.com