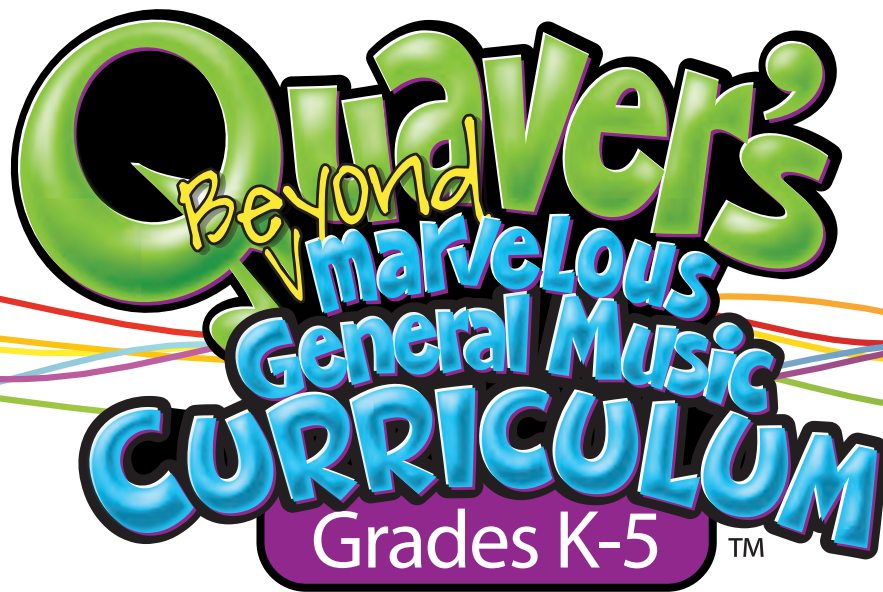


Curriculum Maps



Kindergarten Curriculum Map

First Nine Weeks

Module 1 - Beat

1

Welcome to Music!

Introduce Kindergarten students to the music classroom and its rules.

2

Beat

Discover the presence of beat in music and in the world around us.

3

Steady Beat

Help students feel, identify, and express a steady beat through singing and moving.

Module 2 - Voice

4

Whisper, Talk, Shout, Sing, and Inner Voice

Reinforce students' abilities to use their voices in different ways.

5

Whisper, Talk, Shout, Sing, and Inner Voice II

Reinforce students' abilities to use their voices in different ways.

6

My First Performance

The purpose of this lesson is to promote students' vocal ability by singing and moving to a variety of songs.

Module 3 - Rhythm

7

Rhythm Introduction

Experience the connection between beat and rhythm through singing and moving.

8

Beat or Rhythm

Discover the difference between beat and rhythm.

9

Sing, Play, & Move to Rhythm

Experience rhythm through singing, playing, and moving.

Second Nine Weeks

Module 4 - Pitch

10

High and Low

Introduce students to the musical concept of high and low.

11

More about High and Low

Introduce students to matching pitch.

12

Pitches and Singing

Enhance students' ability to understand pitch by singing, moving, and playing.

Module 5 - Melody

13

Up and Down

Explore how melodic direction affects musical experience.

14

Singing Up and Down

Promote students' experience of melodic direction through listening, singing, and moving.

15

Sing it!

Develop students' experience with melody by introducing a celebration song through listening and singing.

Module 6 - Meter

16

Patterns of 2

Promote students' understanding of meter by chanting and moving to patterns of two.

17


Patterns of 3

Promote students' understanding of meter by singing, chanting, and moving to patterns of three.

18

Patterns of 4

Promote students' understanding of meter by singing and moving to patterns of four.



Third Nine Weeks

Module 7 - Instruments

19

Intro to Instrument Families

Introduce the four instrument families of the orchestra.

20

Woodwinds and Brass

Discover the flute and the woodwind family, and the trumpet in the brass family.

21

Percussion and Strings

Discover the violin in the string family, and the drum in the percussion family.

Module 8 - Dynamics

22

Loud and Soft

Introduce loud and soft through singing, playing, and moving to music.

23

Singing Loud and Soft

Reinforce loud and soft dynamic levels in music.

24

Playing Loud and Soft

Experience the fact that instruments can be played at loud or soft dynamic levels.

Module 9 - Tempo

25

All About Tempo

Introduce tempo through moving and singing.

26

Fast or Slow?

Identify fast and slow tempos through listening, singing, and moving.

27

Tempo Changes Around Us

Discuss how tempo affects us in all areas of life.

Fourth Nine Weeks

Module 10 - Duration

28

Introduction to Long and Short Sounds

Introduce students to long and short sounds.

29

Playing Long and Short Sounds

Reinforce students' ability to comprehend and express long and short sounds through a variety of activities.

30

Moving to Long and Short Sounds

Reinforce long and short sounds through movement.

Module 11 - Listening

31

Found Sounds

Discover how to listen for and create musical sounds.

32

Singing, Voice, and Timbres

Distinguish the timbre of singing voices through active listening.

33

Woodwinds and Percussion

Recognize the sounds of the woodwind and percussion families.

Module 12- Year End Review

34

Keyword and Activity Review

Review keywords and favorite songs learned during the school year by singing, playing, and moving.

35

Year-End Assessment and Favorite Songs Review

Assess students' knowledge of keywords and concepts learned during the school year.

36

Family Day

Showcase students' musical progress made during the course of the school year.

1st Grade Curriculum Map

First Nine Weeks

Module 1 - Beat

1

Welcome to Music!

Explore the basics of beat, establish rules and procedures for music class.

2

Steady Beat

Review the concept of steady beat as it pertains to a variety of music.

3

Strong and Weak Beats

Discover strong and weak beats through singing and moving.

Module 2 - Meter

4

Meters of 2 and 4

Understand and experience meters of 2 and 4 through multiple activities.

5

Meter of 3

Understand and experience music in a meter of 3.

6

Changing Meters

Feel the difference in meters of 2, 3, and 4.

Module 3 - Rhythm

7

Practicing Rhythm

Experience rhythms through moving, singing, and playing instruments along with a steady beat.

8

Sing, Play, and Move to Rhythm

Expand students' ability to create and perform rhythm patterns.

9

Austin Otto

Play ostinatos, and other rhythmic patterns through singing, moving, and playing instruments.

Second Nine Weeks

Module 4 - Voice

10

Four Different Voices

Explore different ways to use the voices and formally begin learning the pitches so and mi.

11

My Voice is an Instrument

Exploring the voice through singing and moving.

12

Sing and Breathe

Promote students learning to control their breathing for best singing by using their diaphragm/tummy muscles.

Module 5 - Lines and Spaces

13

Intro to Lines and Spaces

Visualize the relationship between so and mi on a two line staff.

14

We're Getting into Treble Clef

Reinforce the relationship of pitches on the staff, and discover the treble clef.

15

Pitches and Intervals

Experience the aural and spatial relationship between so, mi and la on a two line music staff.

Module 6 - Melody

16

Melodic Patterns and Directions

Experience melodic patterns and directions through singing, playing, creating, and moving.

17

What is a Melody?

Define and experience melody through listening, singing, and playing.

18

What is a Song?

Introduce the basics of song through listening, singing, and composing.



Third Nine Weeks

Module 7 - Notes and Rests

19

Sound and Rests

Introduce basic notation through singing, playing, and moving.

20

Notes and Rests

Reinforce duration by singing, moving, and playing instruments.

21

Pitches and Rhythms

Reinforce the difference in notes and rests.

Module 8 - Tempo

22

Three Basic Tempos

Experience tempo in music through singing, playing, and listening.

23

Which Tempo is Best?

Understanding the role of tempo through singing, playing, and listening.

24

Getting Faster, Getting Slower

Demonstrate various tempos through singing, playing, and moving.

Module 9 - Dynamics

25

Loud and Soft

Introduce piano and forte through singing.

26

Getting Louder, Getting Softer

Recognize the need for dynamic contrast through various activities.

27

Dynamics Add Spice

Discover the need for dynamics through listening and playing instruments.

Fourth Nine Weeks

Module 10 - Instruments

28

String Family Introduction

Reinforce the four instrument families of the orchestra, and discover the instruments in the string family.

29

All About Percussion

Discover the members of the percussion family.

30

Classroom Percussion Instruments

Reinforce the percussion family by playing unpitched classroom percussion instruments.

Module 11 - Form

31

AB Form

Experience and gain an understanding of AB form.

32

ABA Form

Develop a basic understanding of ABA form.

33

Repeat Sign Mystery

Experience an introduction to the many uses of the repeat sign.

Module 12 - Year-End Review

34

Keyword and Activity Review

Review keywords and favorite songs learned during the school year through singing, playing, and moving.

35

Year-End Assessment and Favorite Songs Review

Assess students' knowledge of keywords and concepts learned during the school year.

36

Family Day

Showcase students' musical progress made during the course of the school year.

2nd Grade Curriculum Map

First Nine Weeks

Module 1 - Beat

Welcome to Music

1

Reinforce the basics of beat, establish rules and procedures for music class and concert etiquette.

Steady Beat

2

Expand students' ability to understand and perform steady beat using a variety of music.

Strong and Weak Beats

3

Promote students' ability to identify and perform strong and weak beats.

Module 2 - Meter

Meter Review 2/4 and 4/4

4

Develop students' ability to recognize and perform musical activities related to meters of 2, 3, or 4.

Meter in 3/4

5

Experience a meter of 3 with a variety of activities.

Identifying Meters

6

Develop students' ability to recognize and feel meters of 2, 3, and 4.

Module 3 - Rhythm

Beat Against Rhythm 2

7

Reinforce students' ability to feel, count, and perform rhythms along with a steady beat.

Sing, Play, & Move to Rhythm 2

8

Improve students' ability to feel and internalize rhythms through singing, moving, and playing instruments.

Ostinatos 2

9

Gain more experience creating, performing, and improvising over simple ostinatos.

Second Nine Weeks

Module 4 - Singing

My Voice is an Instrument

10

Promote understanding of home tone and use of diaphragm for breathing.

Singing Solfège

11

Introduction to the five line staff and Do-Mi-So.

Singing Partner Songs

12

Initiate singing in harmony and strengthen note reading skills.

Module 5 - Melody

Melodic Direction

13

Experience the movement of melodies by steps, skips, or repeated notes.

Melodic Phrases

14

Develop a deeper understanding of phrase and melody.

The Pentatonic Scale

15

Introduce the pentatonic scale and experience its usefulness, especially for improvising.

Module 6 - The Baroque Period

The Baroque Period

16

Introduce students to the Baroque Period music, art, and composers.

Baroque Period Music

17

Introduce musical ornamentation used in Baroque music.

Baroque Composers and Orchestra

18

Introduce students to famous Baroque composers and orchestra.



Third Nine Weeks

Module 7 - Notes and Rests

19

Note Durations

Introduce quarter note, half note, quarter rest, and half rest.

20

Accent Marks

Understand the need for accent marks in music through singing, moving, and playing instruments.

21

Writing Notes and Rests

Recognize and use notation correctly through listening.

Module 8 - Dynamics

22

Adding "issimo"

Introduce "issimo" as a part of dynamic vocabulary.

23

Crescendo and Decrescendo

Explore the use of crescendo and decrescendo in music.

24

Dynamics Create Interest

Reinforce the need for dynamics in music.

Module 9 - Instruments

25

Instruments of the Orchestra

Introduce the orchestra seating chart and role of the conductor.

26

The Brass Family

Discover the members of the Brass Family.

27

Science of Sound

Discover the science of sound production.

Fourth Nine Weeks

Module 10 - Composing

28

Composing Rhythm

Explore creating expressive elements to poems, speech pieces, stories, and songs.

29

Composing Melody

Explore chanting, singing in unison, and starting at different times.

30

Composing Lyrics

Explore creating new rhythmic and melodic ideas using percussion instruments and chants.

Module 11 - Form

31

AB Form and Repeat Sign

Experience and review AB form and the repeat sign.

32

ABA Form

Discover and gain a basic understanding of ABA form.

33

ABACA Form

Utilize understanding of previously taught forms to gain an understanding of rondo form.

Module 12 - Year-End Review

34

Keyword and Activity Review

Review keywords and favorite songs learned during the school year through singing, playing, and moving.

35

Year-End Assessment and Favorite Songs Review

Assess students' knowledge of keywords and concepts learned during the school year.

36

Family Day

Showcase students' musical progress made during the course of the school year.

3rd Grade Curriculum Map

First Nine Weeks

Module 1 - Rhythm

1

Welcome to Music!

Familiarize students with the music classroom, and prepare them for the year ahead.

2

Meter Sign

Discover meter sign through singing, playing, and creating.

3

Ostinatos

Create and improvise on various ostinatos within a song.

Module 2 - Singing

4

Identifying Different Voices

Introduce the four different singing voices: Soprano, Alto, Tenor and Bass while exploring the music and culture of South Africa

5

Musical Alphabet

Discover the musical alphabet, and sing a cumulative song.

6

Rounds and Canons

Explore futuristic sounds while singing a canon and round.

Module 3 - Melody

7

Lines and Spaces

Discover the lines and spaces of the treble clef staff.

8

Melodic Movement

Expand knowledge of melodic movement.

9

Pentatonic Scales

Play and improvise on a pentatonic scale.

Second Nine Weeks

Module 4 - The Classical Period

10

The Classical Period

Explore the music and composers of the Classical period through singing, moving, and playing instruments.

11

Classical Period Music

Discover and explore the pianoforte and string quartet in the Classical Period.

12

Classical Composers & Orchestra

Identify important Classical composers, and learn about the Classical orchestra.

Module 5 - Notes and Rests

13

Sixteenth Notes

Introduce beamed sixteenth notes.

14

Whole Notes and Whole Rests

Introduce whole notes and whole rests and review previously learned note values

15

Writing Notes and Rests

Listen and write rhythms consisting of various note and rest values.

Module 6 - Dynamics

16

Mezzo Forte, Mezzo Piano, & Sforzando

Introduce mezzo forte, mezzo piano, and sforzando.

17

Crescendo & Decrescendo Review

Review Crescendo and Decrescendo through singing and playing.

18

Identifying Dynamics

Aurally recognize dynamic changes in music.



Third Nine Weeks

Module 7 - Instruments

Recorder 1/Woodwinds

19

Introduce the woodwind family, and specific skills needed to play the recorder.

Recorder 2/Woodwinds

20

Introduce playing B and A on the recorder.

Recorder 3/Woodwinds

21

Reinforce students' ability on the recorder by reviewing notes B and A.

Module 8 - Styles

Recorder 4/Blues

22

Introduce Blues music and playing G on the recorder.

Recorder 5/Blues

23

Prepare students to play a Blues style song on recorder using B, A, and G.

Recorder 6/Blues

24

Reinforce students' ability to read notes B, A, G on the treble clef staff and play them on the recorder.

Module 9 - Tempo

Recorder 7/Tempo

25

Review B, A, and G on recorder while discovering new tempo vocabulary.

Recorder 8/Tempo

26

Perform on recorders as they experience the effect of tempo changes in music.

Recorder 9/Tempo

27

Internalize steady tempo by listening and performing music requiring this ability.

Fourth Nine Weeks

Module 10 - Chords and Harmony

Recorder 10/Chords & Harmony

28

Introduce the concepts of chords, harmony, major keys, and minor keys.

Recorder 11/Chords & Harmony

29

Experience chords in music and learn to play C on the recorder.

Recorder 12/Chords & Harmony

30

Perform songs on recorder using B, A, G, and C.

Module 11 - Form

Form and Introduction

31

Engage in the review of form and the introduction of the new concept of "introduction" in music.

Refrain

32

Introduce and identify refrain in a piece of music

Combining Form Elements

33

Understand how the elements of form combine together in a song or piece of music.

Module 12 - Year-End Review

Keyword and Activity Review

34

Review keywords and favorite songs learned during the school year through singing, playing, and moving.

Year-End Assessment and Favorite Songs Review

35

Assess students' knowledge of keywords and concepts learned during the school year.

Family Day

36

Showcase students' musical progress made during the course of the school year.

4th Grade Curriculum Map

First Nine Weeks

Module 1 - Rhythm

1 Welcome to Music!

Explore beat vs rhythm, orient students to the music classroom, and prepare them for a successful year.

2 Terrific Triplets

Introduce students to triplet rhythms and combinations using triplets.

3 Super Sixteenth Notes

Provide an opportunity for students to sing, play, create and move to sixteenth note rhythms.

Module 2 - Singing

4 Octaves, Descants, & Patriotic Music

Recognize and sing low and high voices (including descants), and use them in patriotic music.

5 Singing Triads

Sing Major and Minor tonic, dominant triads, and the home tone.

6 Part Singing

Refine part singing skills using part songs and canons.

Module 3 - Melody

7 Ascending and Descending Scales

Recognize and perform melodies based on ascending and descending scales.

8 Major and Minor Melodies

Develop students' ability to aurally identify and perform music that contains major melodies, minor melodies, or a combination of the two.

9 Melodic Ostinatos

Expand students' abilities to understand and perform a melodic ostinato.

Second Nine Weeks

Module 4 - Duration

10 Duration Review

Reinforce rhythms by playing instruments and moving.

11 Dotted Quarter Notes

Introduce and play dotted quarter notes in a recorder duet.

12 Tied Notes

Introduce tied notes and strengthen students' understanding of conducting patterns.

Module 5 - Notation

13 Keeping Up With the Score

Reinforce students' understanding of major vs minor and reading musical notation.

14 Getting to Know E and D

Introduce pitches E and D on the recorder.

15 Giving Thanks

Promote students' use of notation by singing and playing instruments on a song about Thanksgiving.

Module 6 - Articulation & Tempo

16 Articulation Review


Introduction to new articulation terms, and tempo review.

17 Tricky Tempos

Analyze and perform a song with tempo variations.

18 Timbre

Explore timbre in holiday music.



Third Nine Weeks

Module 7 - Instruments

- 19** **Orchestral and Concert Band Instruments**
Explore the orchestra and concert band instruments.
- 20** **Guitars and Fretted Instruments**
Promote students' understanding of guitars and fretted instruments.
- 21** **Playing Fretted Instruments**
Invite students to listen to, study, and play fretted instruments.

Module 8 - Chords and Harmony

- 22** **Major and Minor Chords**
Explore the effects that major and minor tonalities have on music through singing and composing.
- 23** **Playing Chords and Harmony**
Explore adding harmony to an existing piece of music.
- 24** **Playing Accompaniment Parts**
Understanding of and appreciation for the musicianship required to serve in accompaniment roles.

Module 9 - The Romantic Period

- 25** **Time Machine**
Review various eras of musical styles and focus on the Romantic period.
- 26** **Making Music in the Romantic Period**
Introduce Romantic period music.
- 27** **Telling a Story with Music**
Introduce the concept of musical themes or motifs in order to tell a story.

Fourth Nine Weeks

Module 10 - The Rap Project

- 28** **The Rap Project**
Recall the musical elements needed to compose, write, and perform a simple rap as a small group.
- 29** **Creating My Rap**
Compose, write and perform a simple rap as a small group.
- 30** **Rhymes, Rhythm, and Rap**
Experience composing a backing track and creating lyrics.

Module 11 - The Rap Project

- 31** **Dynamic Rapping**
Experience the process of composing a rap.
- 32** **Rap Rehearsals**
Help students finalize preparations for performing an original rap composition.
- 33** **Rap It Up (The Performance)**
Provide performance experiences, both as a performer and audience member.

Module 12 - Year-End Review

- 34** **Keyword and Activity Review**
Review keywords and favorite songs learned during the school year through singing, playing, and moving.
- 35** **Year-End Assessment and Favorite Songs Review**
Assess students' knowledge of keywords and concepts learned during the school year.
- 36** **Family Day**
Showcase students' musical progress made during the course of the school year.

5th Grade Curriculum Map

First Nine Weeks

Module 1 - Meter

1

Welcome to Music!

Orient students to the music class, review meter concepts, and prepare them for the year ahead.

2

Meter Review

Reinforce students' ability to understand, listen and identify, as well as perform music in multiple meters.

3

Meter of 6/8

Develop students' ability to identify and perform music in a 6/8 meter.

Module 2 - Rhythm

4

Rhythm Review

Introduce eighth-sixteenth note rhythm combinations and Reggae music that uses such rhythms.

5

Syncopation

Explore aspects of syncopation such as singing, playing, and creating syncopated rhythms.

6

Dotted Note Rhythms

Provide a rich experience in identifying, creating, and performing dotted note rhythms and syncopation.

Module 3 - Singing

7

SATB Music and Bass Clef

Develop a greater awareness of SATB Choral music and explore various aspects of the ranges of the four different singing voices.

8

Descants

Develop a better understanding of how descants are used to add harmony and color.

9

Music from Other Lands

Develop a greater awareness of the music from different parts of the world.

Second Nine Weeks

Module 4 - Melody

10

Sharps and Flats

Promote students' understanding of sharps and flats in relation to half steps.

11

Major Scales and Key Signatures

Explore the relationship between half steps, whole steps, and key signatures in major scale patterns.

12

Improvising on Major Scales

Expand students' understanding of major scales through improvisation.

Module 5 - Notation

13

Notation Symbol Review

Review basic music notation fundamentals and introduce D.C. and D.S. al fine.

14

Use of Accidentals

Utilize accidentals by singing and playing instruments.

15

Use of Dynamics

Experience dynamics through singing, moving, and notating.

Module 6 - Listening

16

Performance Evaluations

Develop music evaluation skills.

17


Rhythm Dictation

Develop rhythm dictation skills in meters of 3 and 4.

18

Identifying Music Styles

Identify various music styles through listening.



Third Nine Weeks

Module 7 - Instruments

Symphony Orchestra

19

Explore the instruments of the symphony orchestra with an emphasis on the brass section.

String Family

20

Review the string family with a focus on playing techniques.

Strings and Music Styles

21

Explore how strings are used in various music styles.

Module 8 - The Impressionist Period

The Impressionist Period

22

Introduce students to Impressionist art and music.

Impressionist Period Music

23

Familiarize students with the characteristics and techniques of Impressionist composers.

Impressionist Period Composers

24

Introduce students to Impressionist period composers and their music.

Module 9 - Chords and Harmony

Chords & Harmony Review

25

Reinforce students' aural ability to distinguish between chords and chordal progressions in country music.

Major vs. Minor Chord Review

26

Review the sound and construction of major and minor chords through singing, writing, and playing instruments.

Progressions Using I, IV, and V

27

Experience simple chord progressions using popular music.

Fourth Nine Weeks

Module 10 - The Commercial Project

Creating a Commercial Project

28

Begin the process of creating a commercial jingle project.

Our Product

29

Choosing a product and writing an advertisement.

Composing Our Live Music

30

Create and perform live music to enhance the effectiveness of their commercial jingle.

Module 11 - The Commercial Project

Creating Our Jingle

31

Create music for a commercial jingle project.

Putting It All Together

32

Combine the elements from the four previous lessons into a rehearsed presentation.

The Performance

33

Integrate all commercial project elements from the last five lessons into a live performance.

Module 12 - Year-End Review

Keyword and Activity Review

34

Review keywords and favorite songs learned during the school year through singing, playing, and moving.

Year-End Assessment and Favorite Songs Review

35

Assess students' knowledge of keywords and concepts learned during the school year.

Family Day

36

Showcase students' musical progress made during the course of the school year.



Copyright © MMXVI, by QuaverMusic.com, LLC. All trademarks designated "™" are the property of QuaverMusic.com, LLC. All stories, characters, artwork and other original material embodied in the product including any printable materials are Copyright © MMXIII, by QuaverMusic.com, LLC. All rights reserved.